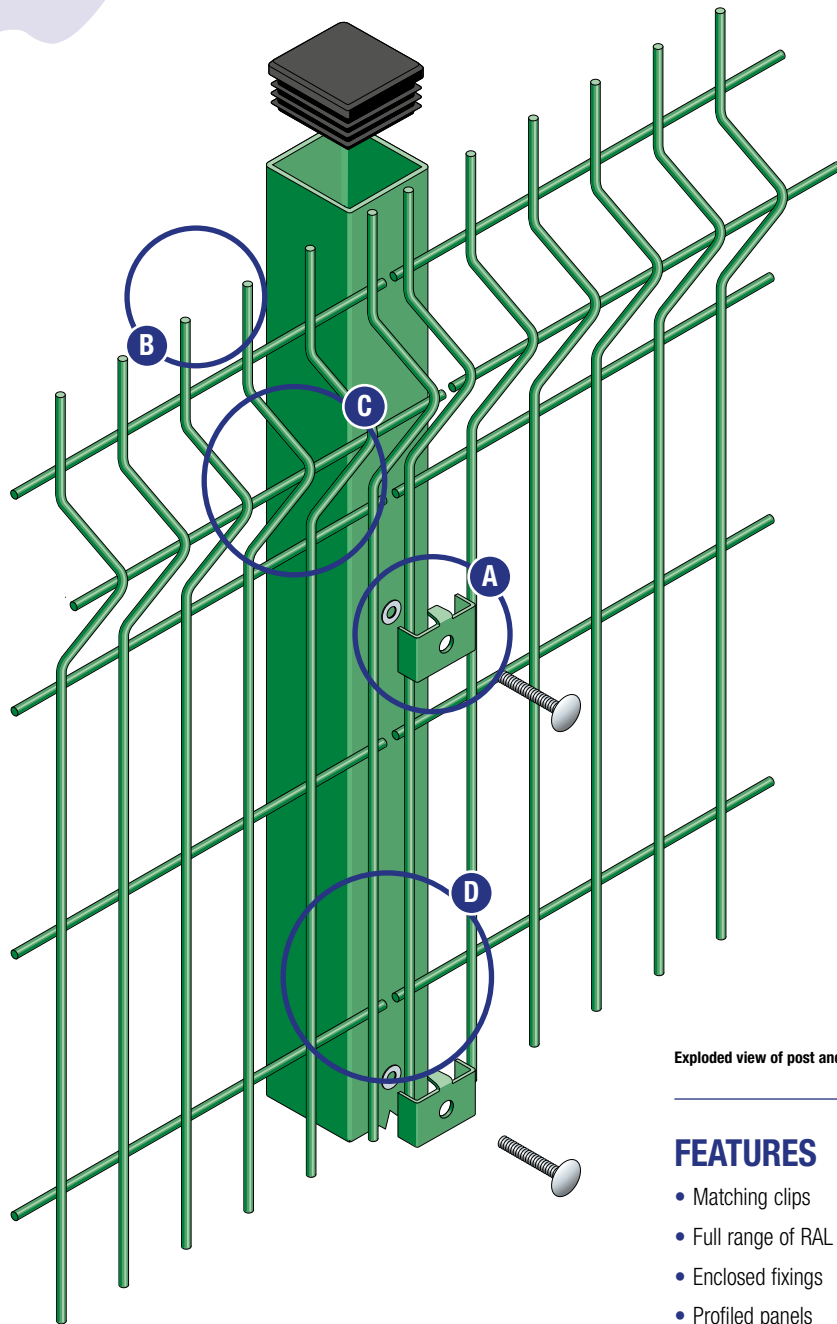


HSF MESH

PROFILED PANEL SYSTEM



- A** Easy fixing security clips
- B** 30mm projecting spikes
- C** Fully resistant welded joints with 5mm wires
- D** Galvanised and polyester powder coated RHS post



Exploded view of post and fixing details for HSF Mesh panel system

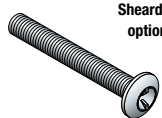
FEATURES

- Matching clips
- Full range of RAL colours available
- Enclosed fixings
- Profiled panels

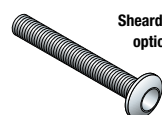
SUITABLE FOR

- Public buildings
- Car parks
- Solar sites
- Retail premises

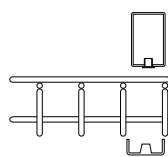
SYSTEM DETAILS



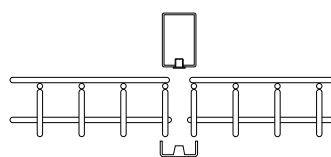
Sheardrive™ high security option before shearing



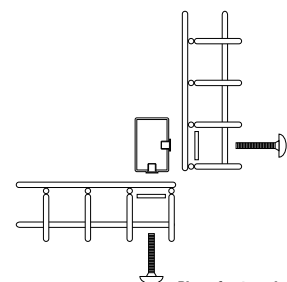
Sheardrive™ high security option after shearing



Plan of end



Plan of panels in line



Plan of external corner



DESCRIPTION

The new name in General Purpose Security Fencing, HSF Mesh offers the ideal fencing solution to your perimeter security requirements.

Each profiled panel features 30mm projecting spikes, making them extremely difficult to climb over, and ensures your fencing provides an excellent deterrent against vandals and intruders.

This HSF Mesh wire mesh fencing panel system uses strong wrap-around metal clips (rather than a clamp bar) to hold the welded steel mesh panels to the steel posts. These clips - with 90° angled returns that prevent tampering - fit into threaded inserts on the posts and are fixed in place using pin torx bolts for enhanced security.

The profiled mesh panels are first galvanised and then polyester powder-coated and whether it is protecting public buildings, car parks, business parks or retail premises, the HSF Mesh system is available in a full range of RAL colours, so you can match it to your corporate colour scheme.

FINISH

After stringent cleaning and treatment, our welded galvanised steel wire mesh fencing panels are polyester powder-coated to give a high adhered coating in green RAL 6005 (full spectrum of colours available).

PANEL DIMENSIONS

Heights	1230, 1730, 1930, 2330, 3030mm*
Panel width	2500mm or 3000mm (up to 2330mm) *2800mm (3030mm only)
Mesh size	200 x 50mm
Wire diameter	5mm
Triangular folds	3
Top edge projection	30mm†

† Can be inverted to give flush edge.

All dimensions are nominal

HSF MESH POSTS

For the profiled panel system, Wallbank have developed a unique style of individually clipping the panels to the posts, using a preformed clip which clamps the panel securely to the posts by fitting across the front and then secured with capped off bolt heads.

The clip is then fixed into place using a tamper resistant bolt which screws into an insert in the face of the post. These clips are strategically spaced apart depending on the height of the panel to maximise security and to allow stepping of panels for the accommodation of sloping ground.

Sloping ground

Panels can be stepped as required. Where gradients exceed 1:16, it is recommended that taller panels are either part-buried or additional posts are used.



VARIATIONS

In addition to the standard posts many variations are available to accommodate site requirements:

- Alternative sections
- Wall fixing plates, cranked posts or base plated
- Cranked or straight extensions for barbed or razor wire
- Cranked panels
- Spigoted base plate

DIMENSIONS

Posts	60 x 60mm RHS (up to 2330mm) 80 x 40mm RHS (up to 3000mm)
Corner posts	60 x 60mm
Post centres	2510mm or 3010mm (up to 2330mm) 2810mm (3030mm only)